

RESOURCES

robindugall.com
www.blueletterbible.com/
<http://www.biblehub.com/>
<http://www.studylight.org/>
<https://www.logos.com/product/194909/logos-9-basic>
<https://accordancebible.com/>
 Immanuel Library
 "Ask a Pastor"
 Ask THE Pastor

BibleProject Watch App Podcast Bible Studies Blog Give

How to Read the Bible


Learn about the Bible and how to read it well, from an introduction to the important differences of the various literary genres compiled within.

What's How to Read the Bible about?

How to Read the Bible Videos

Intro to the Bible	How to Read Biblical Narrative	How to Read Biblical Poetry	How to Read Biblical Prose Discourse
4 Episodes	6 Episodes	6 Episodes	3 Episodes

- 1) People all over world read the Bible, why do you read it?
2) When you think of reading and studying Revelation
-what do you feel – use the “pain chart” below and
explain why you chose what you did?

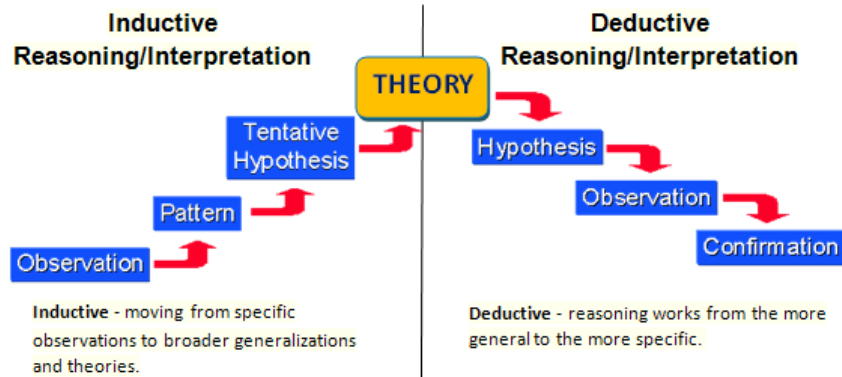


**Before INTERPRETATION and APPLICATION
there is Study (Exegesis)**

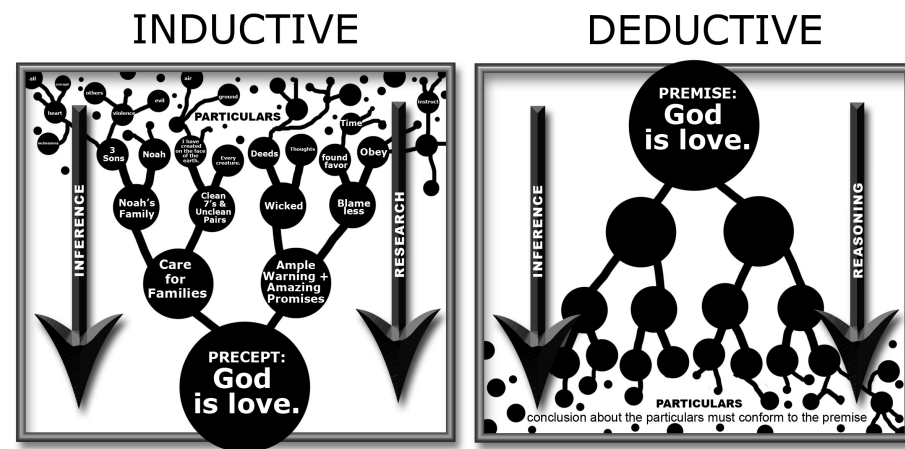
**Good Study begins with INDUCTIVE thinking
and processing NOT Deductive**

Inductive Bible Study/Interpretation

1. Begins with observations and gathering evidence
2. Then draws conclusions based on the observations
 - This method allows the text to manifest the conclusion
 - Those conclusions lead to the interpretation of a passage
 - Deductive methodology ONLY leads to confirmation bias and often leads to “mis-interpretation”



9

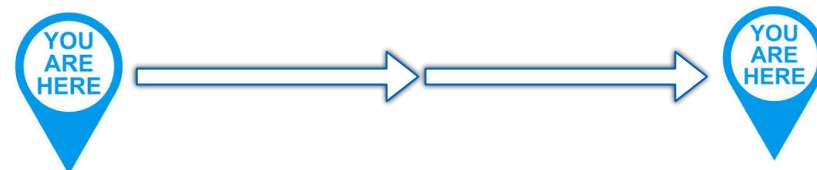


How to Study the Bible

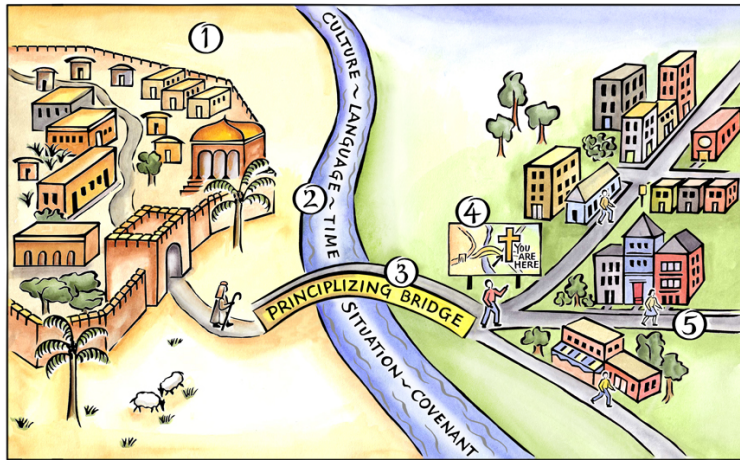
1. How to Study - Structural diagram, Observations, Questions, Compare translations, Word study, Cross-referencing, Observation summary
2. Other Exegetical TOOLS - commentaries, articles, teaching, etc.
3. Exegetical study is the foundation to interpretation
4. Exegesis - Hermeneutics - Application

How to Interpret the Bible

Good Interpretation is best likened to the JOURNEY!



The Journey of Interpretation



Step 1: Grasping the Text in Their Town

Step 2: Measuring the Width of the River to Cross

Step 3: Crossing the Principilizing Bridge

Step 4: Consult the Biblical Map


Step 5: Grasping the Text in Our Town

The Journey of Interpretation

Step 1: Grasping the Text in Their Town

Question:

What did the text mean to the biblical audience?



Completing Step 1


- *Read the text carefully and make observations.*
- *Study the historical and literary context.*
- *Synthesize the meaning of the passage for the biblical audience.*

The Journey of Interpretation

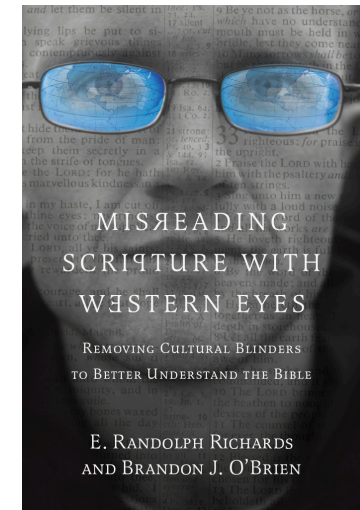
Step 2: Measuring the Width of the River to Cross

Question:

What are the differences between the biblical audience and us?



American Culture	New Testament World
Doing - activity	Being or Becoming - states
Individualism	Collateral/Group and Lineal/Hierarchical Relationships
Future orientation, what is to come	Present and Past time orientation, "today" or "the text"
Manipulation and Mastery	Uncontrollable and Mystery
Human Nature - Neutral or Correctable	Human Nature - Mix of good and bad
Privacy	Community
Shallow relationship/avoid relational obligations	No choice but to fit into inherited communities - few but deep relationships
Individual is primary reality - society is secondary	Group reality - society is primary, individual is secondary
Be good because it makes sense - pragmatism	Be good because it impacts the group and so that the group will continue to help and love you
Discovered in isolation	Discovered in community
Efficiency	Purpose and meaning
Society is individualist oriented	Society is kinship oriented (family lineage)
Self interest motivation	Group membership and survival motivation
Good is measured by impact on self	Good is measured by impact on community
Success is measured by competition by individuals within open market	Success is measured by living up to and maintaining one's communal status
Religion is an individual/private concern - voluntary	Religion is communal and necessary for the good of community
SELF - control, respect, ethics	COMMUNITY - control, respect, ethics
God's Love - sentiment, emotion, acceptance of self	God's Truth and Commands - collective, group affirming, normative



Completing Step 2


- *Account for common differences: culture, language situation, time and covenant.*
- *Focus on the unique differences found in a specific text.*
- *If you are studying an Old Testament passage, you must account for the life and work of Jesus Christ - seeing the Bible through the "lens" of Jesus*

The Journey of Interpretation

Step 3: Crossing the Principilizing Bridge

Question:

What is the theological principle in this text?



Completing Step 3

- *Recall the differences identified in Step 2.*
- *Identify any similarities between the biblical audience and contemporary life.*
- *Holding the differences and similarities together, identify a broad theological principle.*
- *Try to put “your theology” on hold initially*
- *How does what you perceive the text says theological “fit” or challenge your theology?*
- *Write out the theological principle if you can.*

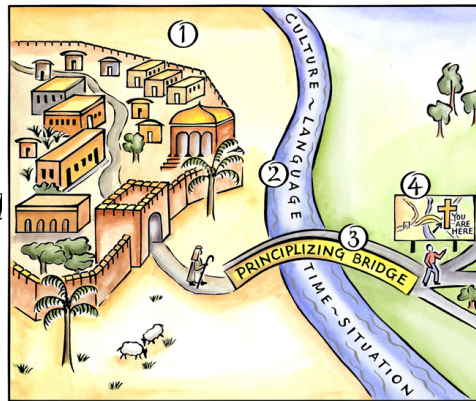
By the way, the theological principle should . . .

- *be reflected in the text.*
- *be timeless and not tied to a specific situation.*
- *not be culturally bound.*
- *correspond to the teaching of the rest of Scripture.*
- *be relevant to both the biblical and contemporary audience.*

The Journey of Interpretation

Step 4: Consult the Biblical Map

Question:
How does your theological principle fit with the rest of the Bible?



Completing Step 4

- *Does this principle correlate with the rest of the Bible?*
- *If in the Old Testament, run your theological principle through the grid of the New Testament.*
- *ONLY after you answer that question do you do the “integration” of your “theological” understanding of the passage with your “theological” presuppositions*
- *The issue is - is the principle BIBLICAL!*



The Journey of Interpretation

Step 5: Grasping the Text in Our Town

Question:

How should Christ followers today apply/live out the text? Is there an application of this theological principle?

The Biblical text (Hebraic thinking) is MORE concerned with action than belief!



Completing Step 5

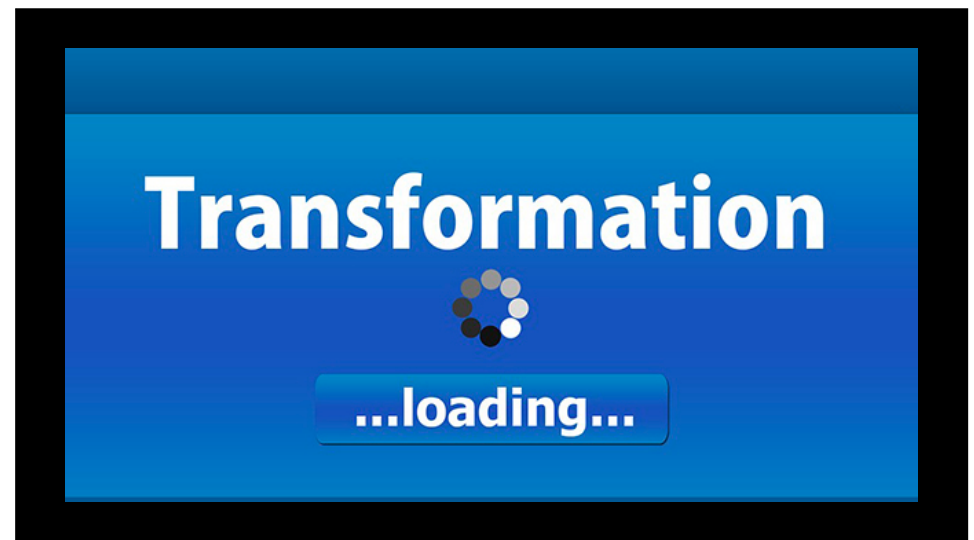
- *Apply the theological principle to the specific situation of a contemporary follower of Jesus.*
- *There are numerous applicational possibilities*

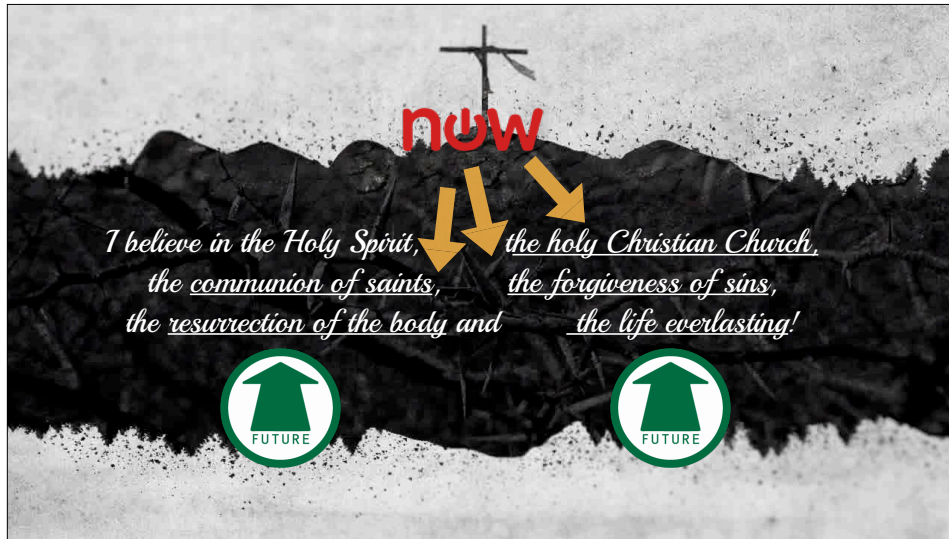
Application continues with change of your life - how is your life impacted by the text? What aspect of your life is impacted?

2 Timothy 3:16-17

- Teaching – (i.e. instructions, training)
- Reproof – (i.e. rebuke, investigation, refutation, persuasion)
- Correction – (i.e. replace a mistake, go from “unlearned” to learned)
- Training in Righteousness (i.e. right relationship and right living based on right relationship)
- Complete – (i.e. adequate, fitted, faultless, right/proper)
- Equipped – (i.e. established, ready for action, strong)
- Equipped FOR? Doing!
- A Jesus follower is a BE-er and a DO-er (John 14:21 “If you love me...”)

- Is there any truth about the Triune God for me to know?
- Is there any example for me to follow?
- Is there any command for me to obey?
- Is there any doctrinal adjustment for me to make?
- Is there any sin for me to forsake?
- How does this text challenge me as well as comfort me?
- Is there any promise for me to embrace?
- How does this passage relate to Jesus?





The Holy Spirit is God's
cloning mechanism




GALATIANS 4:19
 "My dear children, for
 whom I am again in the
 pains of childbirth until
 Christ is formed in you...."

A Key, Non-Negotiable in
Christianity

WHO the Holy Spirit is
 and what He is doing
 and is going to do...
 IN YOU AND ME!





We need Jesus...

Savior!
Lord!

Both/And
NOT Either/Or



The slide features a dark green header with the text "We need Jesus...". Below this, the words "Savior!" and "Lord!" are stacked in a large, bold, serif font. To the right of this text is a small image of a crucifix. Below the text "Both/And NOT Either/Or" is a small portrait of Jesus. The background is a light gray with a subtle texture.

